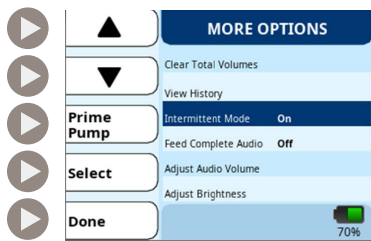


Programming a single intermittent feed

Cardinal Health™ Kangaroo™ Enteral Feeding Pumps have historically had an additional feature called “VTBD,” or Volume To Be Delivered. In this guide, we will walk through how to access this same functionality with the Kangaroo OMNI™ Enteral Feeding Pump with intermittent mode. The intermittent feeding feature on Kangaroo OMNI™ Enteral Feeding Pump is used to deliver a fixed volume of feed to the patient. The Kangaroo OMNI™ Enteral Feeding Pump can be configured to deliver a single feed or multiple feeds at fixed intervals.



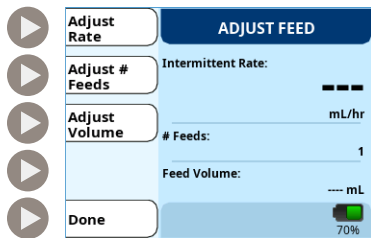
1 Turn Intermittent Mode on

Navigate to the MORE OPTIONS screen. Once there, use the down arrow button until Intermittent Mode is highlighted. Once Intermittent Mode is highlighted, press the **Select** button. “On” or “Off” will be displayed to indicate the present Intermittent Mode state. Once Intermittent Mode is On, press the **Done** button.



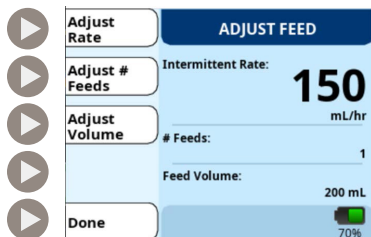
2 Press Adjust Feed

Press the **Adjust feed** button to configure feed settings.



3 Adjust the number of feeds to 1

While on the ADJUST FEED screen, press the **Adjust # Feeds** button. Press the + and - buttons to set the number of feeds to 1. Once the number of feeds is set to 1, press **OK** to save the settings and return to the ADJUST FEED screen.



4 Set the desired rate and volume

On the ADJUST FEED screen, press the **Adjust Rate** button to set the feed rate. Use the + and - buttons until the desired feed rate is reached. Press **OK** to save the settings and return to the ADJUST FEED screen. On the ADJUST FEED screen, press the **Adjust Volume** button to set the feed volume. Press the + and - buttons until the desired feed volume to be delivered is reached. Press **OK** to save the settings and return to the ADJUST FEED screen. Press the **Done** button once all feed settings are programmed.



5 Begin feeding

Prime the feeding set if applicable. Once priming is complete, press the **Start** button to begin feeding. During the feed, the screen will display the time and volume left in the feed as seen in the image on the left.

THIS PRODUCT IS NOT AVAILABLE FOR PURCHASE BY THE GENERAL PUBLIC. ALWAYS READ THE LABEL AND FOLLOW THE DIRECTIONS FOR USE OR AS ADVISED BY YOUR HEALTHCARE PROFESSIONAL.